

TRAFFIC AND PARKING PLAN



S A G E
INTERNATIONAL SCHOOL
OF BOISE

To ensure the safety of our students and staff, all drivers must comply with this Traffic and Parking Plan when driving or parking at Sage International.

Thank you in advance for for keeping our students safe and for respecting our staff and neighbors.

— PLEASE USE ALTERNATIVE TRANSPORTATION —

SCHOOL BUS. Sage offers six (6) daily bussing to/from the Parkcenter campus. Visit the 'For Parents' area of the Sage web site for more information.

WALK. We encourage students (families) to/from walk to school if they can.

BIKE. Take advantage of the greenbelt access and bike to/from school if you can. Bike racks are located at both school buildings.

CITY BUS. The city bus system, Valley Ride, has a station directly in front of the Sage campus. Go to <http://www.valleyride.org/bus-services/boise-routes/> to learn more.

CARPOOL. Please carpool if possible.

- RESPECT OUR NEIGHBORS -

NEVER use our neighbors' parking lots (driving or walking) - see Parking Diagram. These are private parking lots that Sage is not permitted to access at any time.

NEVER ask students to wait for pick-up near the Smoky Mountain Pizza entrance - we need to keep the entrance to this business clear.

— DROP OFF AND PICK UP RULES —

School Buildings Open at 7:45.

Be Patient - Be Alert - Drive Safely. The safety of our students and staff is the responsibility of every driver.

Respect the one-way traffic flow through campus during pick-up and drop-off.

Follow directions of school staff. A smile and a wave are always appreciated.

When using the Drop-Off Zone, prepare your student(s) for a QUICK DROP. Have backpacks, lunches, and other items in hand and ready to exit when the vehicle stops. Say your daily 'good-byes' (hugs/kisses) before arriving on campus.

NEVER allow students to exit from the left side of the vehicle (they must exit curb-side).

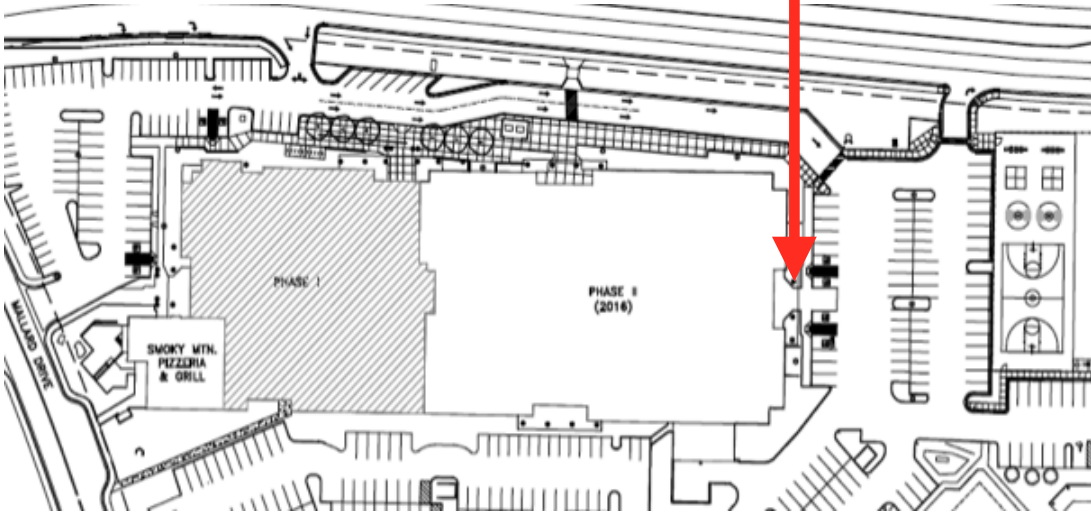
NEVER allow students to enter/exit your vehicle when you are in the left lane (through lane) of the pick-up/drop-off zone.

ALWAYS PULL FORWARD as far as possible at pick-up and drop-off.

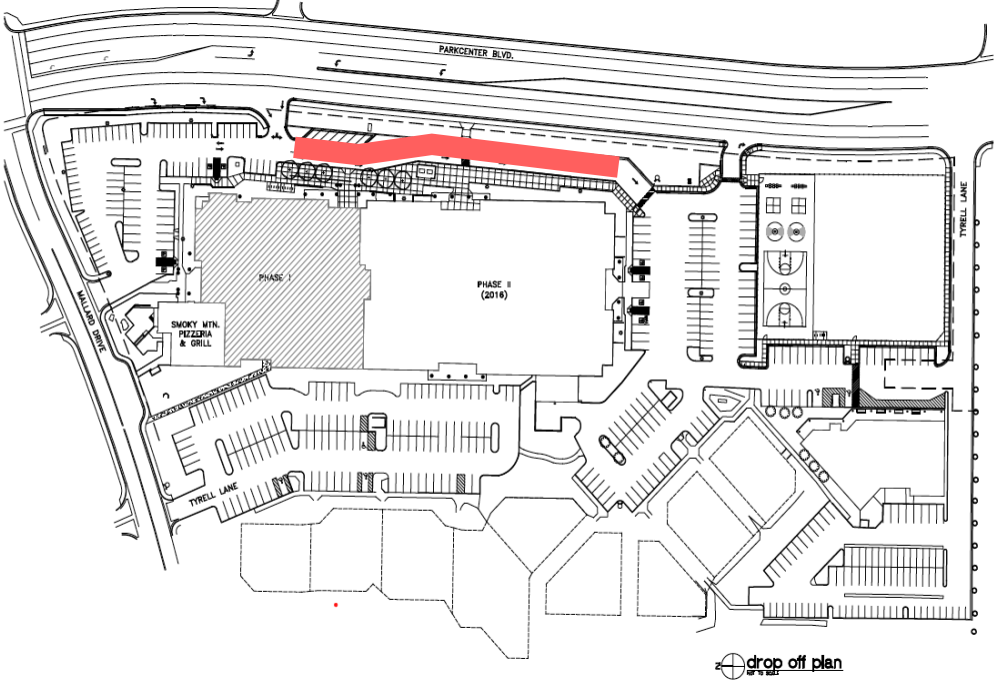
MORNING DROP-OFF at MAIN BUILDING

2nd-12th - Building Opens at 7:45. Class Begins at 8:05

ALL 2ND - 12TH STUDENTS ENTER THROUGH SOUTH ENTRANCE ACROSS FROM THE PLAY FIELD

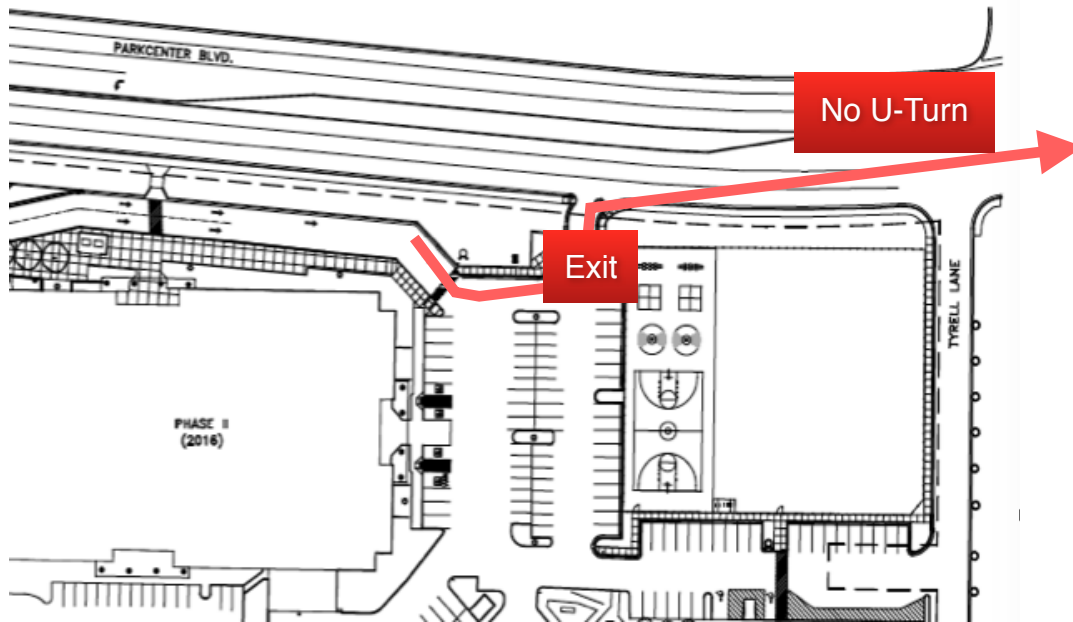


DROP-OFF ZONE - QUICK DROP: Prepare students for **QUICK DROP** as you approach the drop-off zone. Pull forward as far as possible. Complete drop-off as quickly as possible while ensuring student safety. If you are not prepared for a **QUICK DROP**, do not use the drop-off zone - use the parking areas.



MERGE LEFT FOR EXIT: After drop-off, merge into the left lane in the drop-off zone to exit on to Parkcenter. Never drop-off students from the left lane.

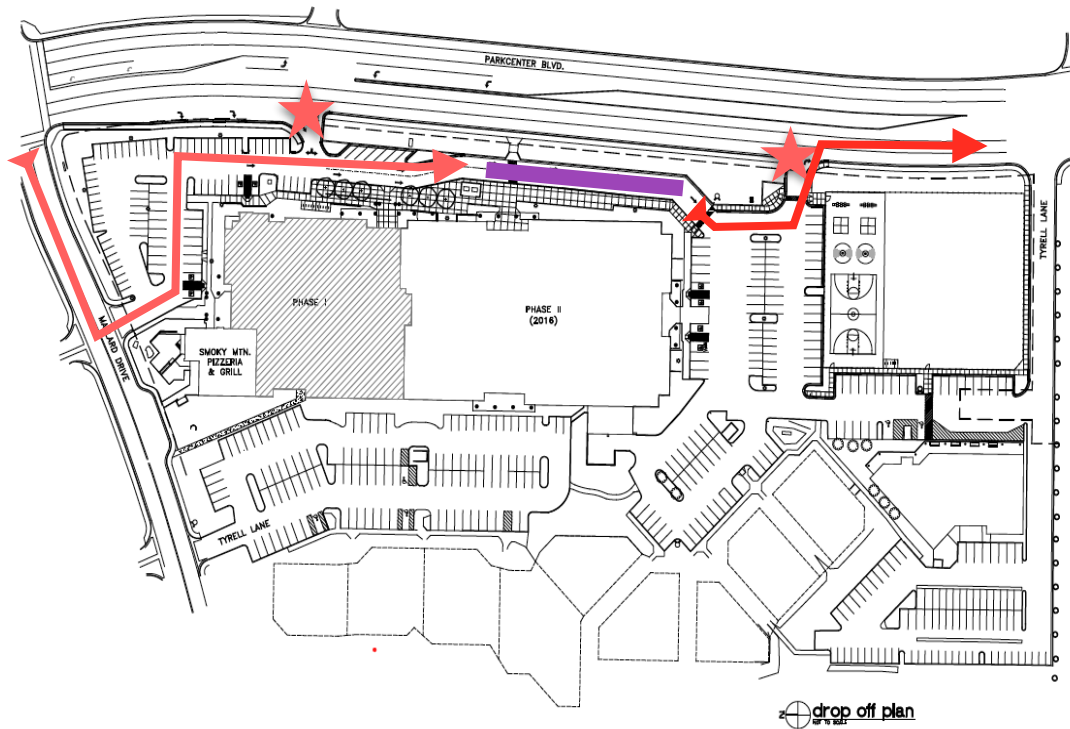
EXIT SOUTH ON TO PARKCENTER - SAFELY CONDUCT U-TURN IF NEEDED: All vehicles must exit south on Parkcenter. If you need to head north on Parkcenter Blvd., please utilize one of the marked u-turn options 100-300 yards down Parkcenter Blvd. DO NOT cut across Parkcenter to the left turn lane just south of the exit - that is not a u-turn and cutting across three lanes of traffic is not safe.



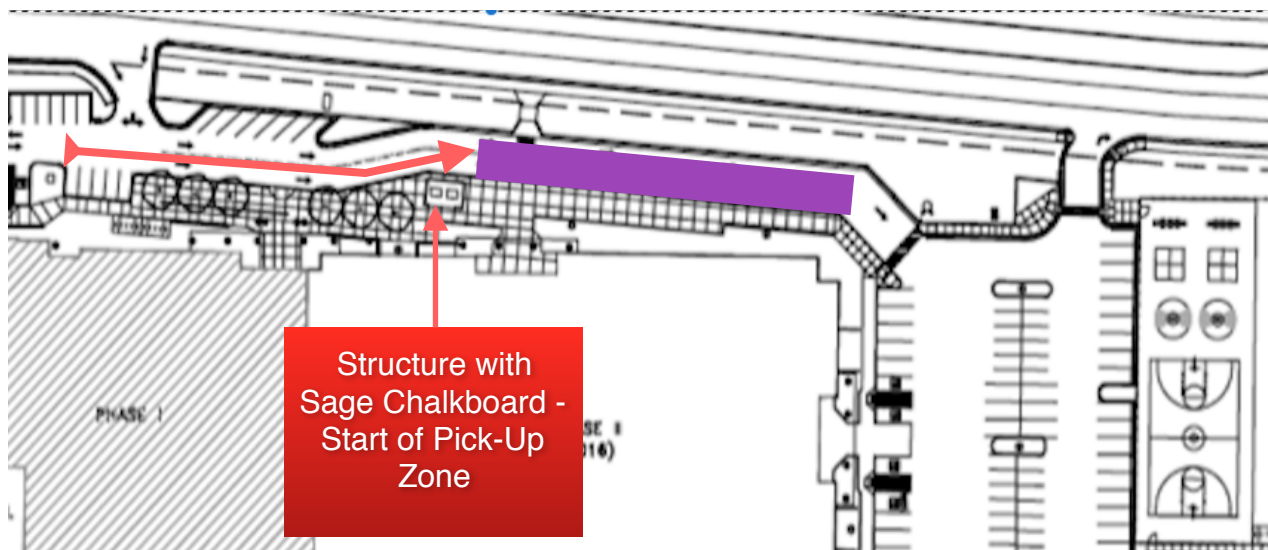
AFTERNOON PICK-UP at MAIN BUILDING

Pick-up Times: 2nd-8th @ 3:25 and 9th-12th @ 3:40

ALL VEHICLES ENTER CAMPUS FROM MALLARD TO ACCESS PICK-UP ZONE OR TO PARK FOR PICK-UP (★ = No Entry)



PICK-UP ZONE: Students will be available for pick-up past the concrete structure with the Sage News chalkboard (purple area shown below). Do not pick-up students before the concrete structure. Pull forward as far as possible in the pick-up zone. Once you are as far forward as possible, your student will come to the vehicle.



PARKING AT PICKUP: See Parking Map for available parent parking during pick-up and drop-off.

DROP-OFF AND PICK-UP KINDERGARTEN - FIRST GRADE BUILDING

Building Opens at 7:45 AM - Class Begins at 8:05

DROP-OFF/PICK-UP ZONE - BACK OF THE BUILDING: Enter Campus from the north on Parkcenter. Proceed along Tyrell to the back of the building and prepare to turn right along the back, fenced play area. In the morning, **prepare students for QUICK DROP** as you approach the **DROP-OFF ZONE**. A staff person will hold/release traffic in the drop-off/pick-up zone. Follow staff instruction. At pickup, follow the same route to use the **PICK-UP ZONE**. A staff person will assist your student to your vehicle.

PARKING AT DROP-OFF AND PICK-UP: For those parking at pick-up or drop-off, see Parent Parking Campus Map and only utilize the parent parking spots.

EXIT SOUTH ON TO PARKCENTER - SAFELY CONDUCT U-TURN IF NEEDED: All vehicles must exit south on Parkcenter. If you need to head north on Parkcenter Blvd., please utilize one of the marked u-turn options down Parkcenter Blvd.

